



Sermon
Kxf. Dr. Numlaajtsheb Yaaj

“Ua Timkhawv Pomkiag”

Transfiguration Sunday
Our Savior Lutheran Church
2-23-20

Thov txoj koobhmoov txojkev hlub thiab txojkev haumxeb pub rau nej sawvdaws los ntawm Vajtswv uas yog peb Leejtxiv uas yog peb tus Cawmseej Tswv Yexus Khetos. Asmees.

2 Petus 1:16, “For we did not follow cleverly devised stories when we told you about the coming of our Lord Jesus Christ in power, but we were eyewitnesses of his majesty. ...*peb tsis tau qhia raws li tej dabneeg uas cov neeg txawjntse hais, tiamsis peb lub qhov muag yeej “ua Timkhawv – pom kiag” nws lub hwjchim lawm ntag.*” Nov yog Vajtswv Txojlus. (Cross-reference – Mathais 16:27-28; 17:1, Malakaus 9:2; 13:26; 14:26, Luke 1:2; 9:28; 43, Yauhas 1:14, 1 Thexalaunikes 2:19, 1 Timothy 1:4, 2 Petus 2:3, 1 Yauhas 1:1; 3)

Illustration “witness” (Show eyewitness to life)



Tus txiv pom nws tus pojnim yug nws tus menyuum, pom thaum tus menyuum kawm ntawv tiav, thiab thaum tus menyuum yuav txiv losyog yuav pojnim mus ua nws lub neej lawm. Tej no puavleej yog ua lub neej ua timkhawv pomkiag ntawm nws lub qhovmuag haistias, muaj tseeb tiag.

Lolus “Eyewitness – timkhawv pom” txhais haistias, “a person present at an event who can describe what happened – tus tibneeg nyob ntawd qhovchaw muaj feem qhia haistias yog muaj li cas tiag.” (The Free Dictionary by Farlex)

I. Hnubno yog “Transfiguration Sunday – *Hnubso Yexus lub cev hloov*” uas yog lub limtiam peb ua koobtsheej txog Yexus lub cev hloov. (Show transfiguration)




Tus Thwjtjtim Petus ua timkhawv pomkiag thaum Yexus lub cev hloov ci ntsa iab dawbpaug thiab pom Mauxes thiab Eliyas nrog Yexus tham. Petus tsis yog tibleeg thiaj li pom li no xwb, Yakapaus thiab Yauhas yog obtug nrog ua timkhawv pom tej no huv tibi. Petus thiaj li hais ntawm peb qhov Vajluskub Tshiab uas Petus sau nyob rau nws tsabntawv thib ob mus txhawb cov ntseeg kom cov ntseeg tsis txhob tag kev cia siab vim Petus pom Yexus lub hwjchim. Petus thiaj li haistias, “we were eyewitness – *peb ua timkhawv pomkiag.*” Nov yog pomkiag Vajtswv lub hwjchim.

Peb Hmoob coob leej ntautug tau ua timkhawv haistias, “Kuv pom dab. Muaj dab caum kuv. Muaj poj ntxoog. Muaj tsaug tsaum.” (show ghost)



Thaum nej hnov tej no, nej puas ntseeg haistias, tus tibneeg ntawd, tau ua timkhawv pomkiag tej ntawd losyog nws tsuas lam hais xwb? Yog nej ntseeg haistias, muaj tseeb li tus tibneeg ntawd hais, ces yog nej ntseeg haistias, tus tibneeg ntawd ua timkhawv tseeb rau tej pojntxoog losyog dab uas nws hais qhia nej lawm. Tiamsis yog nej tsis ntseeg, ces txhais tau haistias tus tibneeg ntawd tej lus yeej tsis muaj tseeb thiab ua tsis tau timkhawv. Koj yuav ntseeg los tsis ntseeg? (Show Peter witness)

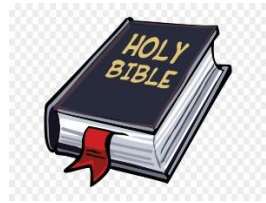


Qhovno zoo sisthoj li thaum Petus pib qhia cov ntseeg txog Yexus. Coob leej ntau tus ntseeg Petus. Coob leej ntautus tsis ntseeg Petus. Vim nyob rau tiam ntawd, muaj coob

leej pab tibneeg nyiam piav txog lawv zaj, tsuav muaj tibneeg nyiam mloog lawv tej lus piav txawm muaj tseeb los tsis muaj.


II. Cov kwvtij, peb ibtxhia tibneeg xav nrov npe losyog xav ua tus hais ntau yam kom tibneeg ntseeg thiab mloog tej uas peb hais ntawd. Nws xav tau lub koobmeej. Tej yam nws hais yuav muaj tseeb tej yam nws hais yuav tsis muaj tseeb. Thaum zoo li no lawm, koj yuav ntseeg los tsis ntseeg vim koj paub tsis tseeb haistias, xyov nws puas ua timkhawv pomkiag ntawm nws lub qhovmuag nws thiaj li hais tej ntawd.

Petus yeej ua timkhawv tseeb qhia rau peb haistias, nws pom Yexus lub ceev hloov ci ntsa iab thiab hnov lub suab hais tawm rau Petus, Yakapaus, thiab Yauhas hnov loslus haistias, “This is my Son, whom I love; with him I am well please – *Tus no yog kuv tus Tub, uas kuv hlub, kuv txaussiab rau nws.*” (2 Petus 1:17) (Mt. 17:5) Petus ua timkhawv pomkiag tias, nov yog Vajtswv tus Tub vim Vajtswv tau hais kom lawv yuavtsum mloog Nws lus. (Show Bible)



Vajluskub Qub qhia txog tus Cawmseej yuav los cawm tibneeg txojkev txhaum. Yexus yog tus Cawmseej uas los ua tiav hlo raws li Vajluskub hais tseg lawm. Phau Vajluskub pib mus txog thaum xaus puavleej qhia txog Vajtswv lub koobmeej ntawm Tswv Yexus Khetos. Yog li ntawd Vajtswv Txojlus thiaj li qhia rau peb ua tau timkhawv txhua zaug peb nthuav phau Vajluskub. Txhua zaug peb hais txog Vajtswv Txojmoozoo rau lwmtus peb yog ua timkhawv rau Vajtswv lub hwjchim thiab Vajtswv lub koobmeej.

Tsis muaj dua lwmtus vajtswv yuav los cawm tau tibneeg ntiajteb tsua yog Yexus Khetos tibleeg xwb vim Nws twb cawm lub ntiajteb no lawm. Vajtswv Txojlus ua lub teeb ci rau peb kom peb txawj ua lub neej haum Vajtswv dejsiab. (Show Marengo cave, Indiana)



Nyob rau Indianapolis muaj ib lub “cave – *qhovtsua.*” Tus “tour guide – *coj kev*” koj ib cov tibneeg los rau ntawm ib qhov chaw hu ua “The Cathedral” Lawv tis lub npe no vim nws zoo li lub Church – *Tuamtsev.* Dhau muaj ib lub pobzeb – tis npe hu ua “The Pulpit. - *samthiaj*” Tus tour guide nce mus rau saum lub pobzeb thiab haistias, nws yuav pib muab lus qhuabqhia rau lawv thiab zaj lus qhuabqhia ntawd yuav tsis ntev li. Nws haistias, “Keep close to your guide – *nyob kom ze tus koj kev.*” Nov yog ib lolus tseemcee heev vim yog koj tsis nyob ze tus koj kev, nyobtsam koj poobzoo hauv lub qhovtsua vim nws tsau heev thiab tej qhovchaw yuav ua rau koj poob mus raugmob nrog rau kev tuag. (Show which way)

III. Peb ua neej nyob,

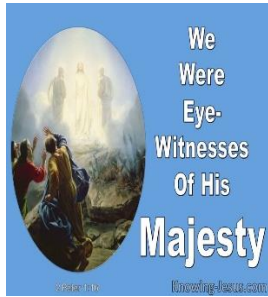


yog tsis muaj tus koj peb txoj hauvkev peb yuav ua li cas paub mus cuag Vajtswv? Ntau zaug peb yuav nrhiav ntau txojkev, tiamsis ntau txojkev ntawd yuav koj peb mus rau txoj uas tsis zoo thiab tsis yog qhov tseeb. Txoj tseeb ntawd, yog peb yuavtsum nyob kom ze “tour guide - *tus koj kev.*” Tus koj peb kev ntawd yog peb tus Cawmseej Tswv Yexus Khetos. (Jesus, way, truth, & life)



Yexus thiaj li haistias, “I am the way and the truth and the life. No one comes to the Father except through me – *Kuv yog txojkev, yog qhovtseeb thiab yog txojtsia tsis muaj leejtwg mus cuag tau Leejtxiv, tsuas yog mus ntawm kuv mus xwb.*” (Yauhas 14:6) Nov yog Yexus hais kom koj thiab kuv yuavtsum nyob ze ntawm Nws. Cia Nws ua koj tus “tour guide – *tus koj kev*” mus kom txog ntuj ceebtsheej uas yog mus tau txojtsia ibtxhis.

Tsis tag li ntawd xwb, thaum koj nyob ze ntawm Vajtswv lawm, Vajtswv lub hwjchim yuav ua rau koj ua tau tus “tour guide – *coj kev*” uas yog qhia Txojmoozoo rau lwmtus kom lwmtus paub mus tau txojtsia. Vajtswv txib Yexus los koj peb txojkev. Nws lub koobmeej ci ntsa iab qhia rau peb tias Nws yog tus Cawmseej. Nws ci rau hnuv “Transfiguration – *Yexus lub ceev hloov*” rau Yexus peb tug Thwjtum pom, los niajnub no Nws tseem ci rau koj los ntawm Nws Txojlus kom koj ua timkhawv pomkiag tias Nws yuav rov los koj tus uas ntseeg Nws mus nrog Nws nyob thiab tau txojtsia mus ibtxhis thiab ibtxhis. (Show 2 Peter 1:16)



Koj yog Vajtsv tus menyuam, koj twb ua timkhawv pomkiag Nws txojkev cawmdim lawm. Cia koj mus qhia rau lwmtus tias, txojkev cawmdim yog los ntawm Yexus Khetos ibleeg. Pebtus hasitias, “For we did not follow cleverly devised stories when we told you about the coming of our Lord Jesus Christ in power, but we were eyewitnesses of his majesty. ...*peb tsis tau qhia raws li tej dabneeg uas cov neeg txawjntse hais, tiamsis peb lub qhov muag yeej “ua Timkhawv – pom kiag” nws lub hwjchim lawm ntag.*” Vim koj ntseeg koj twb ua timkhawv pomkiag Vajtsv lub koobmeej ntawm Nws Txojlus. Yog li ntawd cia li ua tus tubtxib ua timkhawv txog Vajtsv txojkev cawmdim rau lwmtus. Asmees.

Thov kom Vajtsv txojlus pub rau peb sawvdaws totaub thiab tau nyob kajsiaab lug rau ntawm Tswv Yexus Khetos lub npe. Peb txhuatus uas yog Vajtsv cov menyuam peb sawvdaws hais. Asmees.