



Sermon
Kxf. Dr. Numlaajtsheb Yaaj

“Cov Hlais Muaj Tsawg”

Third Sunday after Pentecost
Our Savior Lutheran Church
6-18-2023

Thov txoj koobhmoov txojkev hlub thiab txojkev haumxeeb pub rau nej sawvdaws los ntawm Vajtswv uas yog peb Leejtxiv uas yog peb tus Cawmseej Tswv Yexus Khetos. Asmees.

Mathais 9:37, “Then he said to his disciples, “The harvest is plentiful, but the laborers are few – *Ces nws hais rau nws cov thwjtim haistias*, “Cov nplej uas zoo hlais lawm muaj ntau, tiamsis cov tibneeg uas hlais muaj tsawg.” ‘Nov yog tus Tswv Txojlus.’ (Cross-reference – Mathais 3:38; 20:1, Lukas 10:2, Yauhas 4:35, Yakanpaus 5:4)

Illustration “Becoming Christian”

(Show I am Christian)



Kuv nug nej txhuatus saib thaum nej los ntseeg Vajtswv, nej los li cas los ua tus ntseeg? Nej sim tsa tes saib nej pestsawg tus los ntseeg Vajtswv vim nej pom cov xibhwb qhuab qhia hauv TV? (*Cia lawv tsa tes*) Nej pestsawg tus los ntseeg Vajtswv vim xibhwb tuaj nrog nej tham? (*Cia lawv tsa tes*) Nej pestsawg tus los ntseeg Vajtswv vim nej mus xyuas tej pawgntseeg uas nej nyiam ces nej cia li los ntseeg Vajtswv? (*Cia lawv tsa tes*) Nej muaj pestsawg tus los ntseeg Vajtswv vim nej “family - *tsevneeg*,” nej tus “friend - *phoojywg*,” losyog muaj ibtus twg qhia rau nej txog txojkev ntseeg Yexus Khetos thiab caw nej tuaj xyuas losyog tuaj koom lawv pawgntseeg? (*Cia lawv tsa tes*) (Show worker on rice fields)


I.



Yog peb yuav mus coj lwmtus los ntseeg Vajtswv, peb yuavtsum tau mus caw lwmtus. Nov yog peb mus hlais cov nplej uas tsis tau muaj tibneeg mus pab hlais. Yog koj twb tsis mus pab qhia Txojmoozoo, lwmtus yuav ua li cas paub txog Vajtswv txojkev cawmdim? Nyob rau hauv Vajtswv pawgntseeg nws muaj 3 hom tibneeg ntseeg Vajtswv. (Show are you a looker?)



Hom tibneeg thib ib: **Ua tus ntsia**; cov no yog cov uas nyob ntev ntev mam li tuaj hawm Vajtswv. Tsheej hli rau tsheej xyoo mam tuaj ib zaug. Nws ntsia saib pawgntseeg ua dabtsi? Yam uas haum nws siab ces nws txaussiab ho yam uas tsis haum nws siab ces nws tseem tsis txaussiab rau pawgntseeg thiab. Cov no yog cov uas tsis xav ua dabtsi vim nws tsua yog ua tus ntsia xwb tiamsis nws haistias nws yog tus ntseeg Vajtswv zoo. (Show not working)



Hom tibneeg thib ob: **Tsis kam nqis tes ua dejnum**; Cov no yog cov uas tuaj hawm Vajtswv mentsis li cov uas ntsia xwb. Thaum twg tham txog pawgntseeg lub homphiaj losyog kom ua dejnum mas nws sivzog hais kom yijmeem ua ntag. Tiamsis thaum nqis kiag tes ua, nws tsis kam los tuav ib tes dejnum li. Nws haistias, “Cia lwm tus ua. Vim nws tsis muaj sijhawm.” Lolus tseeb tiag, cov no yog cov tubnkeeg. Nws xav kom lwmtus ua tiamsis thaum twg pawgntseeg tau npe ces nws haistias nws

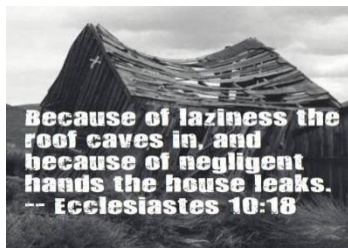
yog cov ntawm pawgntseeg ntawd thiab nws muaj feem vim pab pawgntseeg ntawd yog nws pab.

Hom tibneeg thib peb: **Nqis tes ua Vajtswv tes dejnum;** (Show a Christian worker)

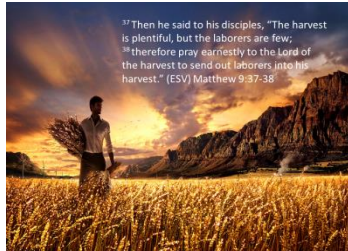


Cov no yog cov mobsiab sivzog ua Vajtswv tes dejnum. Rooj sablaj los tuaj, lub sijhawm kawm Vajluskub los tuaj, caij kawm nkauj los tuaj, yog muaj dejnum dabtsi ntawm pawgntseeg los nws nqis tes los mus pab ua kom tes dejnum ntawd tiav. Nws tsis yog pab nyiaj ua Vajtswv tes dejnum xwb tiamsis nws tseem siv nws lub dag lub zog lub tswvyim, thiab lub sijhawm los mus pab kom pawgntseeg loj hlob, huamvam thiab tawg tau paj txi tau txiv.

II. Cov ntseeg sawvdaws koj yuav yog hom tibneeg twg? Tej zaum koj yuav xav haistias ua li cas xibhwb txhobtxwm hais cov lus zoo li no? Qhovtseeb tiag, peb yeej muaj cov tswvcuab nyob rau hauv pawgntseeg koj zoo li no. Peb yuavtsum tsis txhob uas tus ntsia losyog tus tsis kam nqis tes ua Vajtswv tes dejnum, tiamsis yuavtsum ua dejnum vim cov hlais muaj tsawg heev li. (Show Ecclesiastes 10:18)



Vajtswv txojlus nyob ntawm Tej Lus Qhia sau haistias “Through sloth the roof sinks in, and through indolence the house leaks – *Tus txivneej uas tubnkeeg kho nws lub ruvtsev ces lub tsev yuav xau nag thiab pob puas tas.*” (Tej Lus Qhia 10:18). Thaum twg koj tubnkeeg ua Vajtswv tes dejnum koj zoo li tus tibneeg uas tubnkeeg tsis kho nws lub tsev. Thaum kawg nws lub ruvtsev yuav pob yuav puamtsuaj vim nws tsis mobsiab ua tes dejnum ntawd kom zoo. (Show Matthew 9:37-38)




Ntawm Txojmoozoo hnuabno Yexus haistias “... The harvest is plentiful, but the laborers are few; therefore pray earnestly to the Lord of the harvest to send out laborers into his harvest – “... *Cov nplej uas zoo hlais lawm muaj ntau, tiamsis cov tibneeg uas hlais muaj tsawg; yog li ntawd cia li thov tus tswv ntawm thaj teb kom cia li txib tibneeg mus hlais nws cov nplej.*” (Mathais 9:37-38). Cov nplej no piv txog cov uas tsis tau hnov losyog cov uas tsis tau los ntseeg Vajtswv. Cov uas hlais muaj tsawg yog

hais txog cov nqis tes los mus ua Vajtswv tes dejnum. Yog li ntawd, cov ua Vajtswv tes dejnum tsawg heev li, Yexus thiaj li hais kom peb txhuatus yuavtsum thov Vajtswv kom nws txib koj los mus pab ua cov hlais cov nplej yog koj Txojmoozoo mus rau lwmtus kom lawv thiaj li hnov txog Vajtswv txojkev cawm dim ntawm Tswv Yexus khetos. (Show planning meeting)



Muaj ib cov tub txawj tub ntse haistias lawv yuav mus hlais cov nplej uas muaj ib cov tibneeg cog tau thiab siav zoo heev lawm. Lawv tuaj sib tham, tuaj npaj tej tswvyim uas lawv yuav mus hlais cov nplej ntawd. Lawv tuav tswvyim tias lawv yuav ua tej lub cav zoo zoo los mus hlais tej nplej ntawd. Lawv tham tau ntaus lub tswvyim zoo heev tiamsis nov tsuas yog lub tswvyim tham xwb, lawv twb tsis txib lwmtus mus losyog lawv nqis tes kiag ua cov hlais. Qhov uas lawv ua tsis tiav tes dejnum no yog lawv tsis mus hlais cov nplej ntawd. Tham tau tiamsis tsis nqis tes mus hlais thiaj li hlais tsis tiav.

Nov zoo sisthoj li pawgntseeg. (Show workers in rice fields)




Sawvdaws tham thiab kawm txog tej kev mus hlais nplej uas yog tshajawm Txojmoozoo rau tus tsis tau ntseeg tiamsis tsis muaj leejtwg kam mus ua tus hlais li. Txawm yog peb kawm thiab paub npaum li cas losyog peb tsis nqis tes ua kiag ces nws yuav zoo ua dabtsi? Thaum Yexus hais zajlus no, yog nws muab cov nplej koj los piv txog cov uas tseem tsis tau ntseeg Vajtswv thiab cov mus hlais muaj tsawg yog cov ua dejnum muaj tsis txaus. Yog li ntawd nws thiaj li hais kom peb thov tus Tswv kom nws cia peb mus qhia Txojmoozoo rau lwmtus kom lawv los paub txog Yexus Khetos txojkev cawmdim los ntawm nws lub npe.

III. Thaum Yexus yuav rov mus saumntuj, nws thiaj li haistias, (Show Matthew 28:19-20)



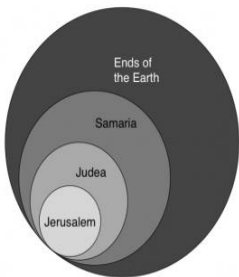
“Therefore go and make disciples of all nations..... *Yog li ntawd cia li mus muab txhuatus tibneeg los ua thwjtim...*” (Mathais 28:19-20) Uantej koj yuav ua tau Vajtswv tus tubtxib, koj yuavtsum totaub tias Yexus Khetos twb ua dabtsi rau koj lawm. Nws los theej koj txojkev txhaum, kev tuag, thiab kovyeej dabntxwngnyoog lub hwjchim kom koj tau txojhia nrog nws nyob mus ibtxhis saum ntuj ceebtsheej. (Show Hebrews 6:12)



Tus sau ntawm Henplais 6:12 sau haistias, “so that you may not be sluggish, but imitators of those who through faith and patience inherit the promises – *Peb tsis xav pub nej ua tibneeg tubnkeeg, peb xav kom nej ua nej lub neej zoo li cov uas muab siab rau ntseeg thiab ua siab ntev lub, nej thiaj yuav tau tej uas Vajtswv coglus tseg lawm haistias nws yuav muab pub rau nej.*” Peb cov uas ntseeg Vajtswv, Vajtswv tsis yog hu peb los nyob ua tus ntsia losyog tus tsis nqis tes ua dejnum. Cov mus tshajawm Vajtswv Txojmoozoo “Cov hlais muaj tsawg” heev li. Vajtswv hu koj los

uas nws ib tus tubtxib, koj yuavtsum tau mus hlais nws thaj nplej. Thaj nplej yog piv txog lub ntiajteb no. Dejnum ntau kawg nkaus li, vim nws muaj tsawg tus mus hlais. Yog li ntawd, koj yuav ua tus mus hlais losyog ua tus ntsia, losyog tus tsis nqis tes ua dejnum?

Nyob rau lub ntiajteb no, peb yuav raug dagntxias mus rau txojkev kom peb tsis txhob mus hlais tus Tswv cov nplej. Txawm muaj tej no tshwm los mus ua rau koj kom koj tsis txhob mobsiab ua Vajtswv tes dejnum los koj yuavtsum tsis txhob tso tseg tiamsis yuavtsum sawv khov kho thiab tsis txhob tubnkeeg koj thiaj li tau mus hlais tau Vajtswv cov nplej. (Show Acts 1:8)



Yog li ntawd, koj yuav pib qhovtwg? Koj yuavtsum pib hauv koj tsevneeg, koj tus kwvtij, koj tej phoojywg, thiab koj lub zej lub zos. Koj yuav ua tau vim Vajtswv Txojlus cogtseg lawm haistias, “...you will be my witnesses in Jerusalem and in all Judea and Samaria, and to the end of the earth ... *Koj yuav ua timkhawv hauv Yeluxalees thiab tagrho Yudais thiab Xamalis thiab mus thoob qabntuj kawg*” (Tes Haujlwm 1:8) “I will be with you to the end of the age ... *Kuv yuav nrog nej nyob mus txog lub ntiajteb no kawg.*” (Mt. 28:20) Koj yuav ua tus mus pab hlais tus Tswv cov nplej tau vim Nws pub koobmoov rau koj kom koj ua tau. Thov

kom koj nco ntsoov tias, koj yog Vajtswv tus tubtxib, cawm los ntawm Vajtswv lub siabhlub, thiab los ntawm nws txoj koobmoov. Thov kom koj paub txog Vajtswv txojlus uas txib kom koj cia li mus hlais cov nplej “cov tibneeg uas tsis tau ntseeg Vajtswv” kom lawv los ntseeg Vajtswv. Vim cov hlais muaj tsawg. Koj yeej ua tau. Asmees. Thov kom Vajtswv txojlus pub rau peb sawvdaws totaub thiab tau nyob kajsiab lug rau ntawm Tswv Yexus Khetos lub npe. Peb txhuatus uas yog Vajtswv cov menyuum peb sawvdaws hais: Asmees.