



Semon
Kxf. Dr. Numlaajtsheb Yaaj


"Cov Noob Zoo"

Sixth Sunday after Pentecost
Our Savior and St. Michael's Lutheran Church
7-12-2020

Thov txoj koobhmoov txojkev hlub thiab txojkev haumxeeb pub rau nej sawvdaws los ntawm Vajtswv uas yog peb Leejtxiv uas yog peb tus Cawmseej Tswv Yexus Khetos. Asmees.

Mathais 13:8, "Still other seed fell on good soil, where it produced a crop—a hundred, sixty or thirty times what was sown – *Muaj qee lub poob rau ntawm qhov av zoo, cov ntawd txhawv taus. Qee hnab txi tau ib puas lub, qee hnab txi tau rau caum lub thiab qee hnab txi tau peb caug lub.*" 'Nov yog Vajtswv Txojlus.' (Cross-reference – Chivkeeb 26:12, Mathais 13:1, 5-10, 23, Malakaus 4:8, 20, Lukas 8:8, 4-15)

Illustration "Hungry for God's Word" (Show stay hungry)



Nej puas nqhi Vajtswv cov zaubmov? Mathais sau qhia rau peb haistias muaj coob leej ntau tus tuaj mloog Yexus qhuab qhia thiab tuaj kawm nws tejlus koj mus ua lawv lub neej. Yexus siv lus pivtxwv qhia txog yam uas tibneeg twb niajnub ua thiab pom hauv lawv lub neej lawm kom lawv pom tias ntseeg thiab yuavtsum ua haum Vajtswv dejsiab zoo li cas? Yam uas Yexus qhia ntawd yuav ua rau tibneeg pom ntawm lawv lub qhovmuag thiab hnov ntawm lawv lub qhovntsej. Yexus tej lus qhuab qhia zoo nkaus li ib thooj kub uas muab faus cia lawm tsuas tos ntsoov kom tibneeg mus nrhiav tau xwb. Yog li ntawd, tus uas ntseeg yuavtsum kub siab lug nqhi Vajtswv tejlus los pab ua nws lub neej.

I. Nyob rau peb Txojmoozoo hnuvno, Yexus qhia txog plaub yam av thiab cov noob nplej. Cov av uas Yexus qhia no yog Yexus muab pivtxwv txog tibneeg lub siab rau ntawm txojkev ntseeg Vajtswv. Cov noob nplej yog pivtxog Vajtswv Txojmoozoo. Yexus qhia txog cov av muaj teebmeem ntawm tibneeg sab ntsujplig. Yexus xav kom peb tau cov av uas zoo uas yog Txojmoozoo los nyob rau hauv peb lub neej peb thiaj li yuav cog tau tus cag ntsia tau cov av kom tob thiab thiaj li yuav loj hlob txi tau txiv. (Show picture of men scattering seed)



Yexus hais txog plaub yam av. **Yam av thib Ib:** yog cov av uas tawv. Yexus haistias, "*Muaj ib tug txivneej nqa noob nplej mus tseb. Thaum nws tseb cov noob nplej rau hauv daim teb, muaj qee lub poob rau hauv siab kev, ces noog txawm los khaws noj lawm... Cov tibneeg uas hnov zajlus uas hais txog ntuj ceebtsheej tiamsis tsis totaub, zoo ib yam li lub noob nplej uas poob rau hauv siab kev. Dabntxwngnyoog txawm los txeeb tej lus ntawd hauv lawv lub siab lawm.*" (Mathais 13:4, 19). Cov noob no zoo li cov noob uas poob rau ntawm ntugteb uas tibneeg taug kev tsuj mus tsuj los. Vim coob leej ntaus tus tsuj cov av, ces cov av

ntawd thiaj li tawv heev. Yog li ntawd cov noob thiaj li poob nyob rau ntawd ib ntus cog tsis tau av ces noog txawm los muab khaws noj lawm. (Show hardening of the heart)



Yexus qhia haistias cov av no zoo li tibneeg lub siab uas tsis kheev mloog thiab tsis totaub Vajtswv Txojlus. Vim lawv lub siab tawv heev. Vajtswv Txojlus thiaj

li mus nyob tsis tau hauv lawv lub siab. Thaum cov tibneeg no hnov Vajtswv Txojlus qhia txog lawv txojkev txhaum, lawv tsis lees paub vim lawv xav haistias lawv tsis muaj kev txhaum. Thaum lawv hnov txog Txojmoozoo qhia txog txojkev kev zamtxim los ntawm Tswv Yexus los lawv txhobtxwm tsis lees thiab txais yuav Txojmoozoo uas zam tau kev txhaum. (Show Pharisee)




Nyob rau Yexus tiam, Yexus yeej ntsib cov tibneeg uas muaj lub siab tawv heev li. Cov povthawj hlob thiab cov Falixais tsis kam mloog tej lus uas Yexus qhia. Vim lawv lub siab twb txiavtxim uantej lawm – qhov ntawd yog lawv tsis nyiam Yexus. Txawm Yexus ua tej "miracle – txujci" tseemcee rau lawv pom los lawv tsis mloog Yexus tej lus qhia li. Yauhas sau haistias, "Txawm yog Yexus ua ntau yam txujci tseemcee rau lawv pom los lawv tsis ntseeg nws li, tej no thiaj muaj tiavraws li Yaxayas uas yog tus cev Vajtswv lus tau hais tseg lawm haistias, "Vajtswv ua rau lawv digmuag thiab ua rau lawv lub siab ruam kom lawv qhovmuag tsis pom kev thiab lawv lub siab tsis totaub, Vajtswv haistias ua li ntawd lawv thiaj tsis txhob los cuag kuv kom kuv kho lawv." (Yauhas 12:37-38; 40). (Show devil snatch away)



Nyob rau peb tiam tamsim no los peb yeej tseem niajhnuv ntsib cov tibneeg ua siab tawv heev li no thiab. Ntau zaug kuv nrog cov uas tsis tau ntseeg Vajtswv tham txog txojkev ntseeg Vajtswv, lawv tsuas teb haistias, "Kuv tsis tau los ntseeg vim tseem tshuav cov laus." Yog koj ua tibzoo saib lawv lub siab yeej tseem tawv heev vim lawv twb tsis kheev Vajtswv Txojlus los nkag nyob rau hauv lawv lub neej. Yog li ntawd Yexus thiaj li haistias, "...the evil one comes and snatches away what was sown in their heart –Dabntxwngnyoog txawm los txeeb tej lus ntawd hauv lawv lub siab lawm." (Mathais 13:19).

II. Yexus hais txog **yam av thib ob**: "Muaj qee lub poob rau ntawm qhov av uas hauv muaj pobzeb tiv lawm. Cov noob ntawd tuaj sai sai, vim av tsis tob. Thaum tshantuj kub, cov kaus ntsws thiab qhuav lawm, vim tus cag ntsia av tsis tob." (Show seed fell on rock)



Ua tib zoo mloog saib Yexus hais li cas. "vim tus cag ntsia av tsis tob." Tej zaub, tej nroj thaum tseem pib tuaj yuav tuag sai vim nws tus cag ntsia av tsis tob. Yog tsob nroj twg ntsia av tob nqus tau dej thiab nyob ruaj khov kho nws yuav loj hlob zoo txawm yuav muaj dabtsi los raug los nws yuav sawv khov kho. (Show Sower went out to sow)



Nov zoo ib yam li cov ntseeg Vajtswv txojkev ntseeg. Kev ntseeg yuav tsis ruaj tsis khov thaum tibneeg nyuamqhuav pib los ntseeg Vajtswv. Yog haistias peb muab yus tus nyuam yaus los ua kevcai ntxuav, es tus nyuam ntawd niam thiab txiv tsis koj tuaj hawm Vajtswv, tuaj kawm Vajtswv Txojlus ntawm Vajtswv lub tuamtsev, ces tus nyuam yaus no txojkev ntseeg yuav zoo li cas? Nws yuav tsis loj hlob rau ntawm txojkev ntseeg vim nws yuav tsis muaj tus cagntsia tau av tob. Yog thaum tus hluas kawm tiav kev ntseeg "Confirmation" tiamsis nws cia li tsis tuaj hawm Vajtswv ntxiv lawm? Tus hluas no txojkev ntseeg yuav ploj yuav poob zuzus mus vim nws tsis muaj tus cag mus ntsia cov av kom tob uas yog kawm thiab kawg Vajtswv Txojlus ces tsis ntev txojkev ntseeg ntawd yuav ciaj tsis tau siav.

(Show Sower meaning)



Saib Yexus hais li cas txog tus uas cog tsis tob rau cov av. Yexus haistias, "Cov noob nplej uas poob rau ntawm qhov av uas hauv muaj pobzeb tiv lawm, piv txog Vajtswv txojlus uas thaum neeg hnov dheev, lawv txaussiab hlo txais yuav tamsim ntawd. Tiamsis txojlus ntawd cog tsis ruaj rau hauv

lawv lub siab, Txojlus ntawd nyob tsi ntev. Thaum lawv raug kev txomnyem lossis kev tsimtxom, ces lawv txawm muab tso tseg tamsim ntawd." (Mathais 13:5, 20) Yexus qhia haistias, tus uas hnov dheev Vajtswv txojlus zoo siab hlo los txais nrog kev kajsiab lug. Ntau zaug thaum tibneeg los ntseeg Vajtswv tshiab lawv kub siab lug. Lawv txaussiab heev. Lawv xav ua txhua yam rau Vajtswv. Yexus thiaj li haistias, "lawv txaussiab hlo txais yuav tamsim ntawd." (Mathais 13:20) Tiamsis ib ntus xwb lawv txojkev txaussiab ntawd nphob zuzjus. Lawv txojkev zoo siab ploj zuzjus. Thaum muaj lwmtus thuam lawv tias, "Ua li cas lawv tseem mus ntseeg Vajtswv ua dabtsi," thaum no lawv cia li tsis muaj kev cia siab lawm. Vim lawv txojkev txaussiab hlo ntawd nyob tsis ntev. Thaum txojkev kajsiab ploj lawm, lawv cia li tsis muaj qhov kub siab ua tus ntseeg Vajtswv lawm. (Show seed fell to thorn)



Yam av thib peb: Yog cov noob poob rau ntawm cov av uas muaj pos. Thaum cov pos hlob tuaj muab cov noob ntawm laum tag. Yexus haistias, "Muaj qee lub poob rau hauv lub hauvpaus pos, ces tsoob pos hlob tuaj laum cov nplej ntawd tuag tas lawm....Cov noobnplej uas poob rau hauv lub hauvpaus pos, piv txog Vajtswv txojlus uas tibneeg hnov, tiamsis lawv tej kev nyuajsiab kev ntshaw nyiaj hlob tuaj laum Vajtswv Txojlus lawm, lawv txojkev ntseeg thiaj li tsis loj hlob." (Mathais 13:7, 22) Nov zoo nkaus li tej nroj tsuag uas tuaj laum tej qoobloo uas yus cog tom teb. Nov zoo nkaus li txojkev txhawjxeeb nyuajsiab uas tuaj laum

yus lub neej kom puasntsoog. Txojkev txhawjxeeb nyuajsiab yuav ua rau yus lub neej nyob tsis ntev. Peb rov nyiaj peb txojkev zoo siab los ntawm tej kev txhawjxeeb nyuajsiab. Kev txhawjxeeb nyuajsiab yuav txeeb peb lub sijhawm los ua tej kev ntxhovsiab rau peb. Kev txhawjxeeb nyuajsiab yuav nyiaj peb txojkev so kom los siav – Peb pws tsis txaus thaum hmontuj vim peb tsaug tsis txaus rau peb tej kev txhawjxeeb nyuajsiab ntawd. (Show Depth of growth chart)



Kev txhawjxeeb nyuajsiab yuav laum kom peb tsis txhob muaj kev ntseeg. Thaum peb muab kev txhawjxeeb nyuajsiab los tiv peb lub neej ces yog peb tsis cia siab rau Vajtswv lawm. Peb txhua leej txhua tus yeej muaj kev txhawjxeeb nyuajsiab puas yog? Peb txhawjxeeb nyuajsiab rau peb tej menyuum – peb xav haistias lawv kawm ntawv puas keej, lawv puas khihdlwb? Peb txhawjxeeb nyuajsiab rau peb niam peb txiv uas yog cov laus – lawv puas xis neej ntsib kev noj qab nyob zoo losyog mob ntsuav? Peb txhawjxeeb nyuajsiab rau tej nomtswv saib puas muaj kev ncaincees

rau pejxeem? Thaum peb muaj tej kev txhawjxeeb nyuajsiab no peb puas cia siab rau Vajtswv? (Show seed fell to good soil)




Yam av thib plaub: Yog yam uas uas cog tau rau cov av zoo. Yexus thiaj li haistias, "Muaj qee lub poob rau ntawm qhov av zoo, cov ntawd txhawv taus. Qee hnav txi tau ib puas lub, qee hnav txi tau rau caum lub thiab qee hnav txi tau peb caug lub...Cov Noobnplej uas poob rau ntawm qhov av zoo, piv txog Vajtswv txojlus uas tibneeg hnov thiab totaub. Cov tibneeg ntawd ibtxhia txi tau ib puas lub, tibtxhia txi tau rau caum lub thiab ibtxhia txi tau peb caug lub." (Mathais 13:8, 23) Cov noob zoo ntsia tau tob rau hauv cov av zoo uas yog cov tibneeg uas zoo siab hlo los mloog Vajtswv txojlus, totaub, thiab muab kawg nkaus rau hauv

nws lub siab. Nov yog cov noob zoo uas Yexus xav kom peb txhuatus yog. Yog li ntawd, Nws txojlus thiaj li coj peb kev los mus ua tau tus tibneeg zoo rau ntawm Vajtswv. Thaum peb ua li no lawm peb lub siab tig rov los txais Txojmoozoo uas yog Yexus Khetos txojkev hlub thiab kev zamtxim. (Show perseverance)

THE NECESSITY OF PERSEVERANCE

❖ Parable of the Soils
 ▪ Luke 8:11-15
 "But the seed on good soil stands for those with a noble and good heart, who hear the word, retain it, and by persevering produce a crop."

A Sower Went Out to Sow



packed soil stony ground
 thorny ground good soil

Txojmoozoo coj peb rov los tau txojkev kajsiab vim peb paub peb tus Cawmseej tias nws hlub peb, tuag theej peb thiab muab peb tig rov mus rau ntawm Vajtswv. Yexus qhia tias peb lub siab yuav kawg Nws tej lus tseemceeb. Thaum peb kawm Vajtswv Txojlus, peb muab coj los ua peb lub neej kom haum Vajtswv dej siab. Yog li ntawd Yexus thiaj li haistias, Nws yog cov noob zoo uas, *"txi tau ib puas lub, ibtxhia txi tau rau caum lub thiab ibtxhia txi tau peb caug lub."* (Mathais 13:23)

Thaum Vajtswv Txojlus ciajsia thiab loj hlob hauv koj lub neej lawm, Nws yuav tshwm tuaj kom tibneeg ntiajteb pom nyob rau hauv koj lub neej. Cov noob zoo nyob rau qhov av zoo txi taus txiv zoo. Koj mloog Nws cov kevcai tswjhw. Koj tuaj hawm thiab qhuas Nws. Koj pab lwm tus. Koj pab ua Vajtswv tes dejnum los ntawm tej nyiaj uas koj fij rau Vajtswv. Koj paub hlub Vajtswv, hlub koj tej kwvtij zejzoz ib yam li koj hlub koj tus kheej. Vajtswv Txojlus thiaj li yog cov noob zoo uas txi taus txiv zoo. Cia peb saib ib qhov video clip kom peb rov nco txog tias cov noob zoo yog li cas los ntawm Vajtswv Txojlus. (Show video clip – The parable of the sower)



7-12-2020 The Parable of the Sowe

Ntau zaug thaum peb hnov Vajtswv Txojlus yuav ua rau peb tsis xav hnov Vajtswv Txojlus li. Ntau zaug dabntxwngnyoog yuav los txeeb thiab laum kom tau Txojmoozoo ntawm peb mus. Peb txhua leej txhuatus yuavtsum tsis txhob pub dabntxwngnyoog los txeeb thiab los laum tau peb txoj kev ntseeg. Sawv khovkho rau ntawm Vajtswv Txojmoozoo. (Show Jeremiah 17:7-8 – tree plant near water)



Yelemis thiaj li sau haistias, *"Kuv yuav foom koobhmoov rau tus uas cia siab rau kuv. Nws zoo ib yam li tsob ntoo uas tuaj ntawm ntug dej thiab nrhau cag mus rau hauv dej. Txawm yog tshavntuj kub los nws yeej tsis ntshai, rau qhov nws tej nplooj tsis qhuav tsis ntsws li, txawm yog tsis muaj nag los nws yeej tsis txhawj thiab nws yeej tawg paj txi txiv raws caij raws nyoog."* (Yelemis 17:7-8) Nov yog tus uas rau siab kawm thiab kawg Vajtswv txojlus los ua nws lub neej. Nws yog cov noob zoo, ntsia rau cov av zoo yuav loj hlob txi tau 100 nab 60 hab thiab 30 hnab uas yog ua rau Vajtswv tau koobmeej. Asmees.

Thov kom Vajtswv txojlus pub rau peb sawvdaws totaub thiab tau nyob kajsiab lug rau ntawm Tswv Yexus Khetos lub npe. Peb txhua tus uas yog Vajtswv cov menyuum peb sawvdaws hais: Asmees.

Children Message

The Parable of the Sower



Theme: Having hearts accepting God's teaching.

Object: Seed and container with a different type of hard dirt, rock, thorn, and good dirt

Scripture: Matthew 13:8 Other seeds fell on good soil and produced grain, some a hundredfold, some sixty, some thirty. (ESV).

Our Bible lesson today is one of the parables of Jesus. It is called The Parable of the Sower. It was a story about a man who planted seeds in the field. Listen to the story that Jesus told.

A farmer went out to sow his seed. As he scattered the seed and the seed fell:

1. Hard path bird came and ate it.
2. Rock – cannot grow and wither
3. Thorn – grew and choked them
4. Good soil – produced grain, hundred, sixty, thirty.

The seed that the sower was planting in the story represents the teachings of God's Word. Our heart represents the soil where the sower planted the seeds. Here is the explanation:

1. Path - Hear God's Word, our heart did not receive, so the devil snatches it away.
2. Rock – We get excited, but we don't apply God's Word, and soon, it cannot grow.
3. Thorn – We like the world and the choke our belief
4. Good soil – Hear God's Word and use it to do his work, and it produces grain.

Prayer: Our Father, help us to be like the good seed fall on the good soil. Please help us to listen to your Word and grow in doing your work. In Jesus' name, we pray. Amen.